

C-DWDM-MUXSP20EMM-21-40

20 Channel C-Band DWDM MUX or DEMUX, Pedestal Mount, ITU 100GHz, with Dual Monitor Ports, 1m Pigtails, and APC/SC Connectors

Features

- Supports 10 connections using 20 DWDM wavelengths.
- Simplex DWDM COM and ITU Channel ports
- Dual Monitor ports
- Express Port
- Fully passive (no power or cooling required)
- Pedestal mounting holes
- Supports G.694.1 compliant DWDM Channels

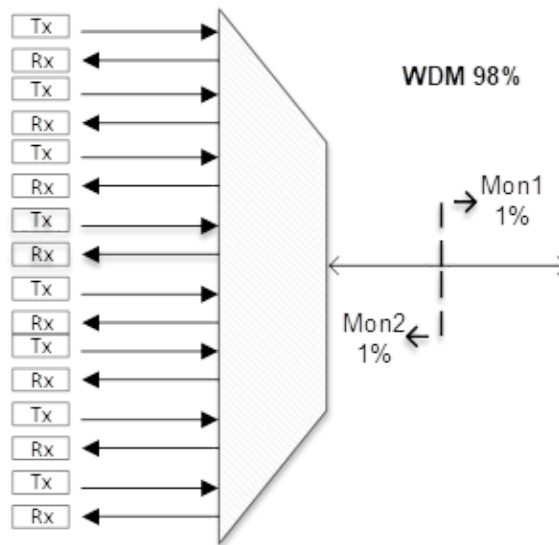
Product Description

This is a 20 channel DWDM mux demux splice cartridge that operates over channels channels 21-40. It also includes a monitor port and an express port. This unit can be used as either a multiplexer or de-multiplexer (mux/demux), and is a plug and play system. All of our mux/demux products are 100% compliant and provide a cost effective solution for your network upgrade needs. With our certification test program, we guarantee your product will work correctly the first time.

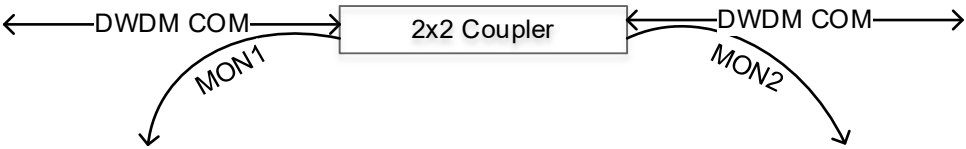
Specifications

Parameters	Specifications	Unit
Channel number	20	
Channel spacing	100	GHz
Operating Wavelength	1520 ~ 1570	nm
Central wavelength	ITU Channel	nm
Monitoring Port/Each Side	1%	dB
Insertion Loss	3.5	
Channel Bandwidth	± 0.11	nm
Adjacent Isolation Channel	30	dB
Non-adjacent Isolation Channel	45	dB
Pass band ripple	0.5	dB
Return loss	45	dB
Operating Temperature	-40 to 85	°C
Storage Temperature	-40 to 85	°C

Application Diagram

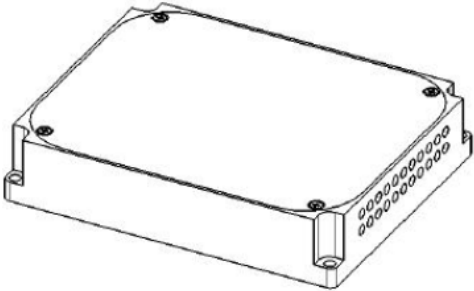
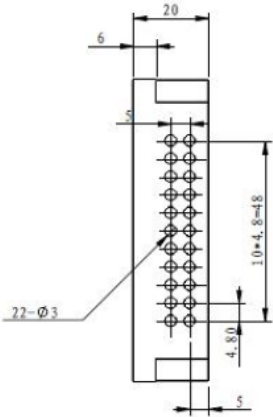
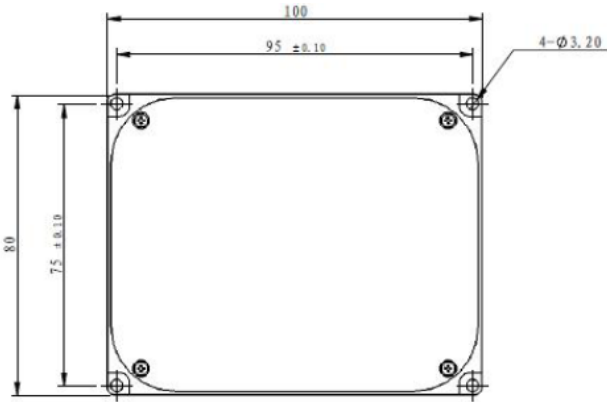


Dual Monitor Port Configuration



Mechanical Specifications

Parameter	Specification
Dimensions	100mm x 80mm x 20mm
Connector Type	APC/SC
Pigtails	1M 900micron



DWDM Wavelengths

ITU 100GHz Channels

ITU Channel Number	Wavelength, nm	Frequency, THz	ITU Channel Number	Wavelength, nm	Frequency, THz
11	1568.11	191.1	37	1547.72	193.7
12	1567.95	191.2	38	1546.92	193.8
13	1567.13	191.3	39	1546.12	193.9
14	1566.31	191.4	40	1545.32	194.0
15	1565.50	191.5	41	1544.53	194.1
16	1564.68	191.6	42	1543.73	194.2
17	1563.86	191.7	43	1542.94	194.3
18	1563.05	191.8	44	1542.14	194.4
19	1562.23	191.9	45	1541.35	194.4
20	1561.42	192.0	46	1540.56	194.6
21	1560.61	192.1	47	1539.77	194.7
22	1559.79	192.2	48	1538.98	194.8
23	1558.98	192.3	49	1538.19	194.9
24	1558.17	192.4	50	1537.40	195.0
25	1557.36	192.5	51	1536.61	195.1
26	1556.55	192.6	52	1535.82	195.2
27	1555.75	192.7	53	1535.04	195.3
28	1554.94	192.8	54	1534.25	195.4
29	1554.13	192.9	55	1533.47	195.5
30	1553.33	193.0	56	1532.68	195.6
31	1552.52	193.1	57	1531.90	195.7
32	1551.72	193.2	58	1531.12	195.8
33	1550.92	193.3	59	1530.33	195.9
34	1550.12	193.4	60	1529.55	196.0
35	1549.32	193.5	61	1528.77	196.1
36	1548.51	193.6			

About ProLabs

Our experience comes as standard; for over 15 years ProLabs has delivered optical connectivity solutions that give our customers freedom and choice through our ability to provide seamless interoperability. At the heart of our company is the ability to provide state-of-the-art optical transport and connectivity solutions that are compatible with over 90 optical switching and transport platforms.

Complete Portfolio of Network Solutions

ProLabs is focused on innovations in optical transport and connectivity. The combination of our knowledge of optics and networking equipment enables ProLabs to be your single source for optical transport and connectivity solutions from 100Mb to 400G while providing innovative solutions that increase network efficiency. We provide the optical connectivity expertise that is compatible with and enhances your switching and transport equipment.

Trusted Partner

Customer service is our number one value. ProLabs has invested in people, labs and manufacturing capacity to ensure that you get immediate answers to your questions and compatible product when needed. With Engineering and Manufacturing offices in the U.K. and U.S. augmented by field offices throughout the U.S., U.K. and Asia, ProLabs is able to be our customers best advocate 24 hours a day.



Contact Information

ProLabs US

Email: sales@prolabs.com

Telephone: 952-852-0252

ProLabs UK

Email: salesupport@prolabs.com

Telephone: +44 1285 719 600